


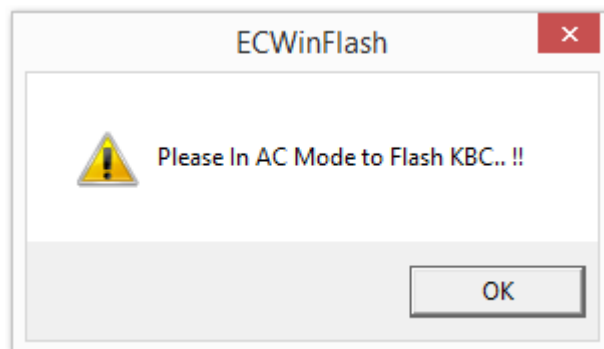
Windows EC update SOP 1.5

1. Manual update of EC for Windows version (using ECWinFlash main program) :

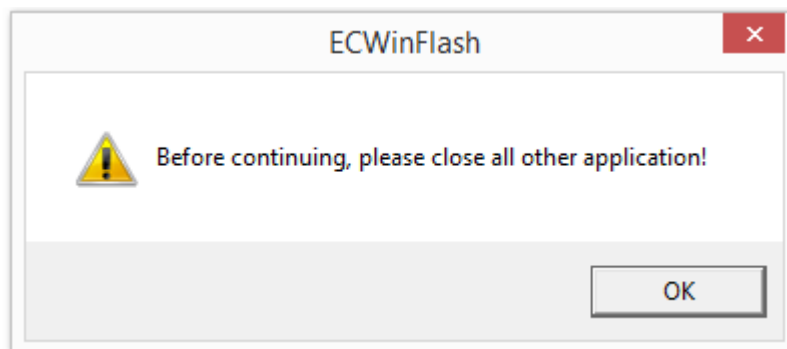
- a. Run the ECWinFlash program.

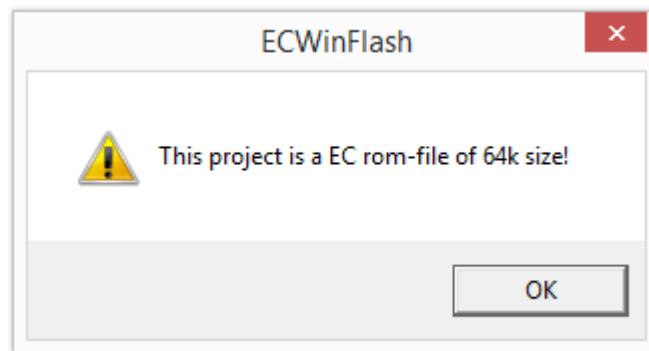
Name	Date modified	Type	Size
x64	2015/5/26 上午 09:33	File folder	
x86	2015/5/26 上午 09:33	File folder	
ECFLASH	2015/5/26 下午 03:48	Windows Batch File	1 KB
 ECWinFlash	2015/5/26 下午 05:24	Application	1,698 KB
eW510L0.P7	2015/5/25 下午 05:40	P7 File	58 KB
Ntport.dll	2008/2/11 下午 09:11	Application extens...	114 KB

- b. Make sure the AC/DC adapter is plugged-in (AC Mode) before updating the EC. If the adapter is not plugged-in, a warning message will appear and it will automatically quit the program.

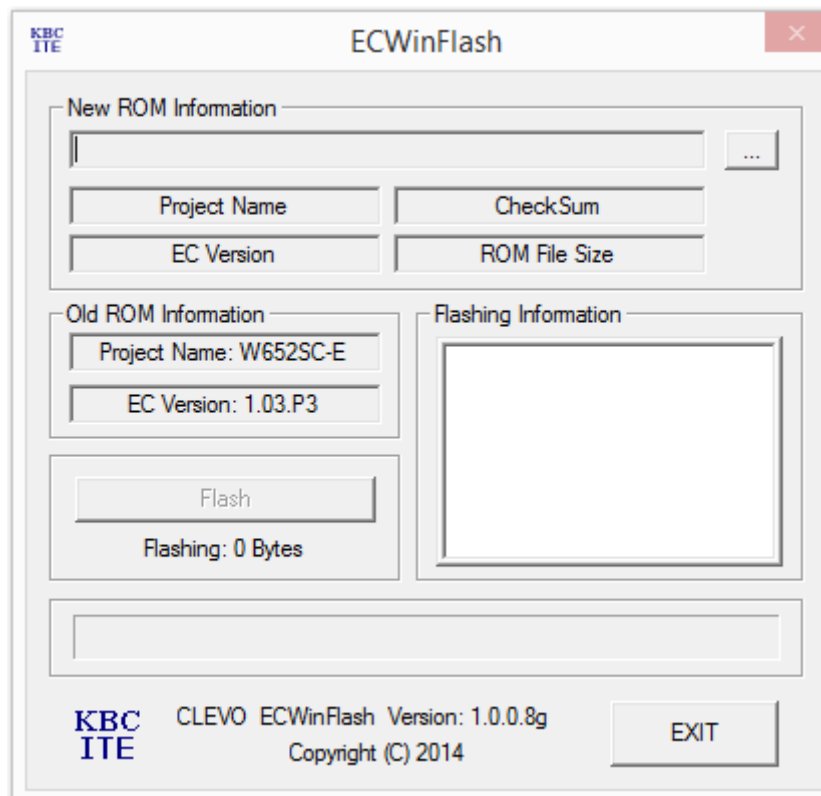


- c. The system will prompt a warning message prompting you to close all the other applications before continuing to run the ECWinFlash. It will also prompt for the corresponding EC size, 64K or 128K.

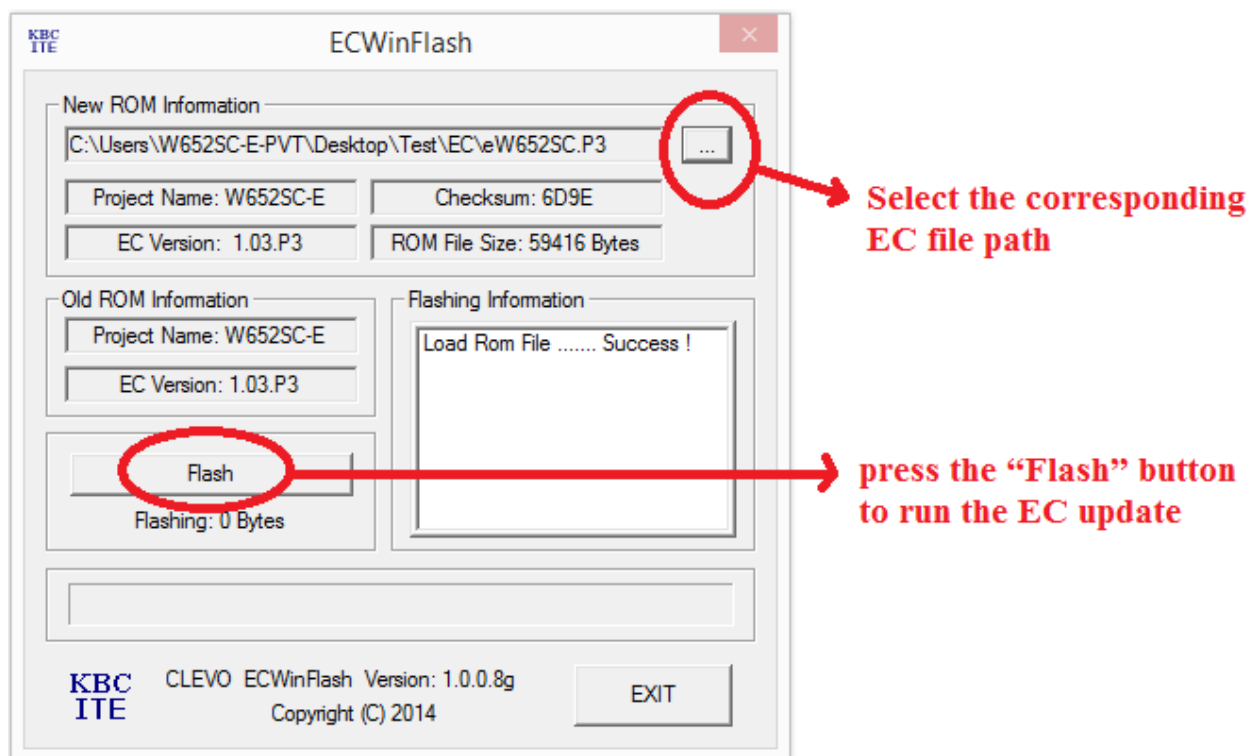




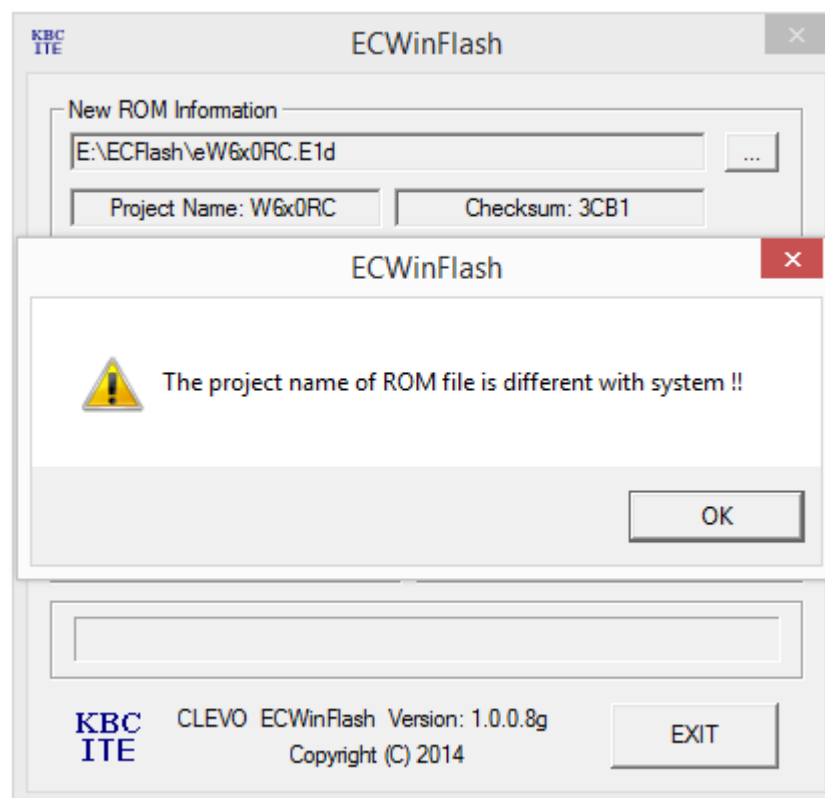
- d. After pressing the OK button, the ECWinFlash window will appear.



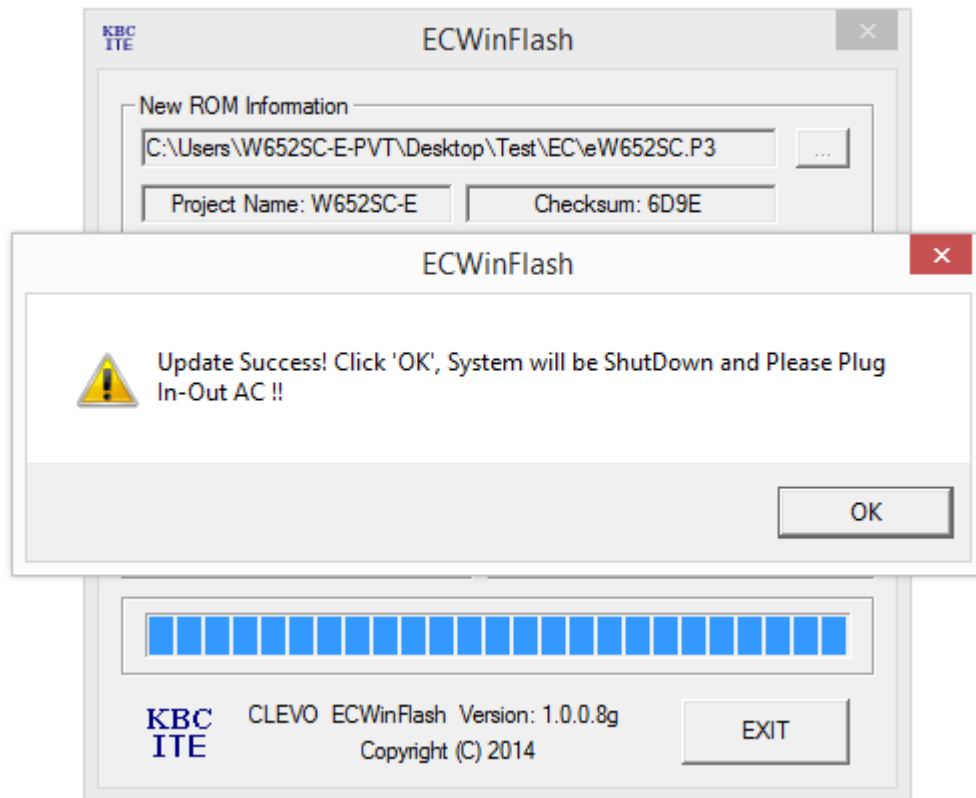
- e. Select the corresponding EC file path that is to be updated.
After selecting the path, press the “Flash” button to run the EC update.



- f. If the model type and the EC file project name to be updated are different, the system will prompt a warning message and automatically quit the update program.



- g. When the update is completed, the system will prompt a warning message, and automatically shut down after pressing the OK button.



- h. After shutdown, please re-plug the AC/DC adapter and reboot to complete the EC update process.

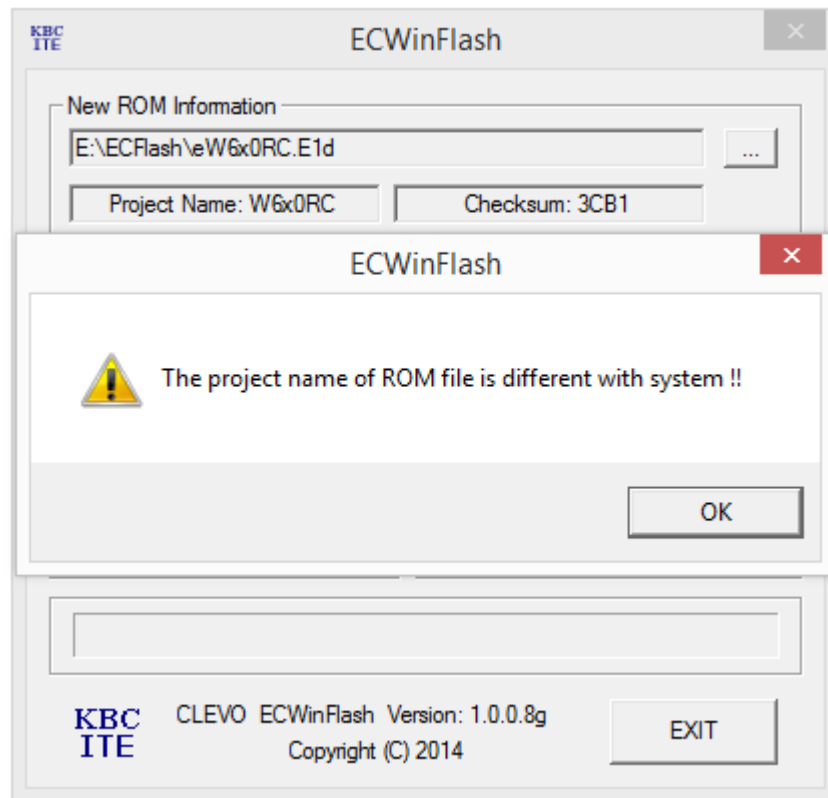
2. Auto update of EC for Windows version (run the ECFLASH.bat) :

- a. Make sure that the model type of EC files and ECWinFlash.exe/ECFLASH.bat files are placed in the same folder.

Name	Date modified	Type	Size
x64	2015/5/26 上午 09:33	File folder	
x86	2015/5/26 上午 09:33	File folder	
ECFLASH	2015/5/26 上午 09:33	Windows Batch File	1 KB
ECWinFlash	2015/5/26 上午 09:32	Application	1,698 KB
eW652SC.P3	2015/3/24 下午 04:28	P3 File	59 KB
Ntport.dll	2008/2/11 下午 09:11	Application extens...	114 KB

- b. Run the ECFLASH.bat, the system will automatically update the EC program.

- c. If the model type and the EC file project name to be updated are different, the system will prompt a warning message and automatically quit the update program.



- d. When the EC update is completed, the system will automatically shut down.
- e. After shutdown, please removing AC adapter and plug in AC adapter again and than waiting for the AC power indicator light up orange

Note1: replug the AC/CD adapter for an interval of 3 seconds or more (the time period differs depending on the model type).